

Mosaic evolution

Extend the style to comfort



A NEW DECORATIVE RANGE FOR MOSAIC LINE



legrand

The choice for style $\frac{4}{5}$

Unlimited comfort $\frac{6}{7}$

A single name, a variety of combinations $\frac{8}{9}$

Mosaic evolution mechanisms $\frac{10}{12}$

Mosaic evolution cover plates
(British, American, Italian and French standards) $\frac{13}{15}$

Mosaic evolution

Now you can grant your desire of comfort with the style which is yours

The world is moving, reaching new frontiers of modernity and comfort, offering new possibilities of expressing your taste and your personality. So is the Mosaic range. Choose your new space of wellbeing. Enter the world of Mosaic evolution.




Mosaic evolution

The choice of style

Clean, clear lines,
with thoroughly
modern styling,
available in a range of
subtle metallic colours
that combine rich shades
with a finish that is
smooth to the touch.

A range that
coordinates naturally
with contemporary
interior design
and decoration.





Mosaic Stardust Grey



Mosaic Bronze



Glossy gold



Mosaic Soft Sun



Matt silver



Mosaic Pearl Grey

Mosaic evolution

Unlimited comfort


Mosaic evolution
offers solutions to meet
modern requirements
for comfort
and simplicity.

It is an extension
to the Mosaic range,
famous not only for
the variety of functions
available but also for
the strength of its
mechanisms.





The light as you like :
switch and touch dimmer in Mosaic Bronze



Convenient services :
internal control unit and key fob switch in Mosaic
Stardust Grey



Multimedia connection set :
TV, phone, power sockets in Mosaic Soft Sun



The comfort at your finger tip :
air conditioned and fan controller in Mosaic Pearl Grey

Mosaic™ screw terminals - control units



6741 60



6741 68



6741 69 front view



6741 69 back view



6741 73



6741 77



6741 80



6741 72 front view



6741 72 back view

Pack	Cat.Nos	Switches 10 A - 250 V \sim
		Single module mechanisms 1 module 22.5 x 45 mm
10	6741 50	1 way switch
10	6741 51	2 way switch
10	6741 52	2 way switch with indicator ⁽¹⁾
		Two module mechanisms 2 modules 22.5 x 45 mm
10	6741 60	1 way switch
10	6741 61	2 way switch
10	6741 64	Intermediate switch
10	6741 62	2 way switch with indicator ⁽¹⁾
10	6741 63	Double pole switch

Pack	Cat.Nos	Switches 16 A - 250 V \sim
		Single module mechanisms 1 module 22.5 x 45 mm
10	6741 65	1 way switch
10	6741 66	2 way switch
10	6741 67	2 way switch with indicator ⁽¹⁾

Pack	Cat.Nos	Switches 20 A - 250 V \sim
		Single module mechanisms 1 module 22.5 x 45 mm
10	6741 68	1 way switch
10	6741 69	2 way switch

Pack	Cat.Nos	Double pole switches 20 A
		Two module mechanisms 2 modules 22.5 x 45 mm
10	6741 70	Double pole switch
10	6741 71	Double pole switch with indicator ⁽¹⁾
10	6741 72	Double pole switch with indicator ⁽¹⁾ and "WATER HEATER" marked

Pack	Cat.Nos	Push-buttons 6 A - 250 V \sim
		Single module mechanisms 1 module 22.5 x 45 mm
10	6741 73	1 way push-button
10	6741 74	2 way push-button
10	6741 75	2 way push-button with indicator ⁽¹⁾
10	6741 76	2 way push-button with label-holder Can be lit with lamps
10	6741 77	Push-button with bell symbol
		Two module mechanisms 2 modules 22.5 x 45 mm
10	6741 78	1 way push-button
10	6741 79	2 way push-button
10	6741 80	2 way push-button with indicator ⁽¹⁾
10	6741 81	2 way push-button with label-holder Can be lit with lamps

(1) Use lamps Cat. Nos 899 01/02/06/07

Mosaic™ 2 piece

screw terminals - DP switches



6741 86

Pack	Cat.Nos	Double pole switches 45 A - 250 V~
		BS Type boxes Cover plates (see p.10) 2 modules
		1 gang
10	6741 84	DP switch - white rocker
10	6741 85	DP switch + neon - red rocker
10	6741 86	DP switch + neon - white rocker
		Flush mounting box
		Conform to BS 4662 Material: galvanised steel Top, side and back knockout entries according to type of box
5	891 17	1 gang box - depth 48 mm 2 fixed lugs, 2 adjustable lugs and 1 earth terminal

Mosaic™

automatic terminals - control units



6741 55

Pack	Cat.Nos	Switches 10 A - 250 V~
		Single module mechanisms 1 module 22.5 x 45 mm
10	6741 53	1 way switch
10	6741 54	2 way switch
		Two module mechanisms 2 modules 22.5 x 45 mm
10	6741 55	1 way switch
10	6741 56	2 way switch
		Push-buttons 6 A - 250 V~
		Single module mechanisms 1 module 22.5 x 45 mm
10	6741 57	1 way push-button
10	6741 58	2 way push-button
10	6741 59	Push-button with indicator ⁽¹⁾
		Two module mechanisms 2 modules 22.5 x 45 mm
10	6741 82	Push-button
10	6741 83	Push-button with indicator ⁽¹⁾



For more informations






Consult catalogue 2005-2006

(1) Use lamps Cat.Nos 899 01/02/05/07

Mosaic™ dimmers and lighting control



6741 92

Pack	Cat.Nos	Dimmers 230V~ - 50 Hz
		<p>Conform to BS EN 550 14 For installation in place of a flush-mounted switch in box depth 40 mm</p>
		<p>Rotary dimmer</p> <p>Operates:</p> <ul style="list-style-type: none"> • 60 to 50 W halogen and incandescent lamps 230 V~ • 60 to 500 VA ELV halogen lamps with ferromagnetic transformer and compensator Cat.No 401 39 (see export catalogue 05-06)
1	6741 92	
		<p>Touch dimmer</p> <p>Operates:</p> <ul style="list-style-type: none"> • 60 to 500 W halogen and incandescent 230 V~ • 60 to 300 VA ELV halogen <p>Can be controlled remotely using non-illuminated push-buttons or a maximum of 5 peripheral switches Cat.No 744 23. Switch lights on or off by single touch on touch-sensitive plate Dim lights by holding finger on plate</p>
1	6741 94	
		<p>Peripheral</p> <p>Connect to Cat.No 744 15 above</p>
1	6741 95	
		<p>Rotary dimmer 0 - 10 V</p> <p>For Ø 26 mm fluorescent tubes For switching on/off and dimming fluorescent tubes via electronic ballast integrated 0 - 10 V control dimmer Maximum control current: 40 mA Maximum power: 400 VA</p>
1	6741 96	
		<p>Rotary dimmer for electronic transformers</p> <p>For halogen lamps 12 V with electronic transformers</p> <p>Operates:</p> <ul style="list-style-type: none"> • 20 to 320 VA for electronic transformers • 20 to 250 W halogen and incandescent 230 V~ - 50 Hz
1	6741 93	

Ventilation control

Pearl Grey

Rotary speed controller for fan

Operates:

- 40 to 400 VA limit switch

For progressive speed control of ceiling fan



6741 98

Mosaic™ access control, accessories











6741 89



6741 80



6741 91

Pack	Cat.Nos	Key fob switch
		<p>For energizing a circuit by inserting a key fob Cat.No 898 06 or a smart card (e.g. access card for a hotel room) Example of use: hotel room power supply only when guest is present Power requirement: 230 V~ - 50/60 Hz Time-delay of approx. 30 sec. after card removal Used in conjunction with a contactor Cat.No 040 49 or with Mosaic single pole relay Cat.No 744 42</p>
		<p>Key fob switch</p>
1	6741 89	
		<p>Key fob</p> <p>Enables use of key fob switch Cat.No 744 45 in hotels with key locks Supplied complete with a label holder for individual hotel identification</p>
10	898 06	
		<p>Hotel bedroom call indicator</p> <p>Enables the resident to inform hotel staff of the room status Two settings are possible:</p> <ul style="list-style-type: none"> • do not disturb • please clean the room
		<p>Indicator lamp and bell push</p> <p>Installed in the corridor, displays calls Supplied with lamps Cat.Nos 899 16/17</p>
5	6741 90	
		<p>Internal control unit</p> <p>Allows the user to select the desired setting Supplied with lamps Cat.Nos 899 06/07</p>
5	6741 91	
		<p>Accessories</p>
		<p>Blanking plate</p>
10	6741 87	 <p>1 module blank</p>
10	6741 88	 <p>2 modules blank</p>
		<p>Lamps</p> <p>For switches, indicators light unit and other low output light fittings</p> <p>For switches: indicator and locator usage Supplied with rapid connection device for neutral wire</p>
10	899 01	 <p>12 V - 0.4 W</p>
10	899 02	 <p>24 V - 0.8 W</p>
10	899 06	<p>For indicator usage 230 V~ (1.7 mA) Bright orange neon Supplied with rapid connection device for neutral wire</p>
10	899 07	<p>230 V~ (0.55 mA) (Low consumption green fluorescent lamp) For time-lag switch, push-buttons etc.</p>

Mosaic™

British standard cover plates



6757 27



6757 77




6758 27



6758 77



6758 76



6758 38

Clip-on via notches onto screw or claw mounting supports. Cannot be removed by hand. Easy to remove with a screwdriver

**Cover plates
60.3 mm and 120.6 mm fixing centres**

Pack	Cat.Nos			Dimensions (mm)
10	6757 26	6757 76	For 1 module (square)	86 x 86
10	6757 27	6757 77	For 2 modules (square)	86 x 86
10	6757 29	6757 79	For 3 modules	86 x 146
10	6757 28	6757 78	For 2 x 2 modules	86 x 146
10	6757 45	6757 95	For 5 A and 13 A switched socket outlet 1 gang box	86 x 86
10	6757 47	6757 97	For 15 A switched socket outlet 1 gang box	86 x 86
10	6757 46	6757 96	For 13 A switched socket outlet 2 gang box	86 x 146
10	6757 48	6757 98	For 45 A double pole switch(4) 2 gang box and shaver socket	146 x 86
10	6757 30	6757 80	For 13 A fused connection unit 1 gang box	86 x 86

**Cover plates
60.3 mm and 120.6 mm fixing centres**

Pack	Cat.Nos			Dimensions (mm)
10	6758 26	6758 76	For 1 module (square)	86 x 86
10	6758 27	6758 77	For 2 modules (square)	86 x 86
10	6758 29	6758 79	For 3 modules	86 x 146
10	6758 28	6758 78	For 2 x 2 modules	86 x 146
10	6758 45	6758 95	For 5 A and 13 A switched socket outlet 1 gang box	86 x 86
10	6758 47	6758 97	For 15 A switched socket outlet 1 gang box	86 x 86
10	6758 46	6758 96	For 13 A switched socket outlet 2 gang box	86 x 146
10	6758 48	6758 98	For 45 A double pole switch(4) 2 gang box and shaver socket	146 x 86
10	6758 30	6758 80	For 13 A fused connection unit 1 gang box	86 x 86



6758 38



6758 90

All these cover plates are supplied with support frames, and need special back plates (see general catalogue)


Pack	Col.Nos	Cover plates 60.3 mm and 120.6 mm fixing centres	Dimensions (mm)	Pack	Col.Nos	Cover plates 60.3 mm and 120.6 mm fixing centres	Dimensions (mm)
5	● Pearl Grey 6757 36	For 6 modules	86 x 224	5	● Soft Sun 6758 36	For 6 modules	86 x 224
5	6757 38	For 8 modules	86 x 224	5	6758 38	For 8 modules	86 x 224
2	6757 39	For 12 modules	172 x 224	2	6758 39	For 12 modules	172 x 224
2	6757 40	For 18 modules	240 x 224	2	6758 40	For 18 modules	240 x 224
5	● Starburst Grey 6757 86	For 6 modules	86 x 224	5	● Bronze 6758 86	For 6 modules	86 x 224
5	6757 88	For 8 modules	86 x 224	5	6758 88	For 8 modules	86 x 224
2	6757 89	For 12 modules	172 x 224	2	6758 89	For 12 modules	172 x 224
2	6757 90	For 18 modules	240 x 224	2	6758 90	For 18 modules	240 x 224

Mosaic™

American standard cover plates



6757 15



6757 68



6758 12



6758 65

 Clip-on via notches onto screw or claw mounting supports
 Cannot be removed by hand. Easy to remove with a screwdriver

Mosaic™

Italian and French standard cover plates



6757 06



6757 57

 Clip-on via notches onto screw or claw mounting supports
 Cannot be removed by hand. Easy to remove with a screwdriver

Pack	Cat.Nos		Cover plates		Dimensions (mm)
	Pearl Grey	Stardust Grey	83.5 mm fixing centres		
10	6757 11	6757 61		For 1 module	80 x 123
10	6757 12	6757 62		For 2 modules	80 x 123
10	6757 13	6757 63		For 3 modules	80 x 123
10	6757 15	6757 65		For 2 modules	123 x 123
10	6757 16	6757 66		For 3 modules	123 x 123
10	6757 17	6757 67		For 4 modules	123 x 123
10	6757 18	6757 68		For 2 x 3 modules	123 x 123
10	6758 11	6758 61		For 1 module	80 x 123
10	6758 12	6758 62		For 2 modules	80 x 123
10	6758 13	6758 63		For 3 modules	80 x 123
10	6758 15	6758 65		For 2 modules	123 x 123
10	6758 16	6758 66		For 3 modules	123 x 123
10	6758 17	6758 67		For 4 modules	123 x 123
10	6758 18	6758 68		For 2 x 3 modules	123 x 123

Pack	Cat.Nos		Italian standard - Cover plates		Dimensions (mm)
	Pearl grey	Stardust grey	83.5 mm fixing centres		
10	6757 05	6757 55		For 1 module	123 x 80
10	6757 06	6757 56		For 2 modules	123 x 80
10	6757 07	6757 57		For 3 modules	123 x 80
10	6757 10	6757 60		For 4 modules	148 x 80
10	6757 14	6757 64		For 6 modules	205 x 80
10	6758 05	6758 55		For 1 module	123 x 80
10	6758 06	6758 56		For 2 modules	123 x 80
10	6758 07	6758 57		For 3 modules	123 x 80
10	6758 10	6758 60		For 4 modules	148 x 80
10	6758 14	6758 64		For 6 modules	205 x 80

Pack	Cat.Nos		French standard - Cover plates		Dimensions (mm)
	Pearl Grey	Stardust Grey	60 mm fixing centres		
5	6757 42	6757 92		For 2 x 6 modules Used with support frame Cat.No 748 25	213 x 213
5	6758 42	6758 92			
5	6758 42	6758 92			
5	6758 92	6758 92			

From the Leading electrical specialist, Legrand brings you Mosaic™, a high-end range of switches covering over 200 functions from dimmer to data to motion sensor.

