

# Mallia™

dress up your space



MALLIA / NEW RANGE OF WIRING DEVICES

 **legrand**®

[www.legrandelectric.com](http://www.legrandelectric.com)



## CONTENTS

<b>feel it</b> – Beauty in Form	<b>pg. 02 - 03</b>
<b>admire it</b> – Colours that Please	<b>pg. 04 - 05</b>
<b>fashion it</b> – Customise Label Holders	<b>pg. 06 - 07</b>
<b>live it</b> – Functions Gallery	<b>pg. 08 - 09</b>
<b>enjoy it</b> – Sound Diffusion	<b>pg. 10 - 11</b>
<b>complete it</b> – Installation Made Easy	<b>pg. 12 - 13</b>
<b>flaunt it</b> – Mallia Product Range	<b>pg. 14 - 15</b>
<b>select it</b> – Technical Catalogue	<b>pg. 16 - 25</b>

# Mallia™

## dress up your space

Standing at the front line of beautiful design, the Mallia range offers handy functions and eye-catching details to give your walls a stylish makeover. Not satisfied with the conventional, we have added a twist to switches to dish up new ways of playing around with technology!





Switches come in a matt satin finish which makes cleaning a breeze. Dust and dirt wipes clean easily.

Balancing smooth sensual curves with a slim and sleek profile, Mallia integrates softly and harmoniously into your living and working environment.

# feel it

A breath of French inspiration - the Mallia range of wiring accessories is the symbol of understated elegance.



Mallia switches feature elegant curves that complement the beauty of its surroundings.



With a slim, sleek profile, Mallia switches blend harmoniously into your every space.



The ergonomics of the switch extend beyond one dimension giving you a truly complete experience.

**Amazing grace... clean lines and practical design make it the smart choice for you.**



You now have the option of mixing and matching different coloured faceplates with the various switches. A silver faceplate with a white switch, or a champagne faceplate with a silver switch – let your creativity take over.

Mix and match for added versatility.

# admire it

Available in matt white, silver and champagne, Mallia range of subtle yet elegant colours will complement any interior, while adding that signature Mallia touch.



Nice and simple. Timeless white blends elegantly into any setting.



A contemporary lift. The sheer sophistication of silver exudes a modern feel.



Setting the mood for love. Champagne adds a touch of warmth to a room.

---

**Looking good...  
and pairing off to look even better.**



Life is full of colour... now you can bring it into your home. Full surface blank label holders allow you to display customised pictures, wallpapers and easy-to-read indicator labels!

The full works - 1 to 3 gang transparent rocker "Full Screen" consists of three layers: the Rocker, Blank label and Transparent cover.



# fashion it

Embark on a journey of individualism and customise your own living or work space with full surface blank label holders for your switches. You can have your own pictures, wallpapers, label markers – the only limit is your imagination!



Switches were never meant to be boring...  
Spice it up with lively colours!



This way you won't hit the wrong switch again.




Or if you think pictures speak louder than words,  
you can use icons as markers.



Swathe your switch with a picture of your  
own choice.

**You have the idea...  
we'll fulfil it for you.**



Outboard double switched sockets with easy-reach switches on the outer edge makes it user-friendly.

# live it


Balancing form and function, Mallia wiring accessories come with a host of intuitive features that help you live life to the fullest.



TV and RJ sockets are now available as modular units giving you the freedom to change and customise your sockets.



Phosphorescent locators do not consume any electricity and glows in the dark.



Switches can be equipped with LED lights depending on the function - green for locators and red for indicators.



The shut-off time is delayed by the preset duration with every push of the button.



Body-heat sensitive sleek IR switches provide complete 180° detection.

**There are many choices and pleasures in life...  
Mallia brings them within your reach.**



The stand alone unit belts out music from one room while the central control unit gives you multi-room intercommunication, child-monitor and also a local control unit for each room.

**Versatility** – the local control unit can be placed either horizontally or vertically with the FM tuner.

# enjoy it

Hit the right note with Mallia's sound diffusion system. Languish in the comforts of your home and let the sound of music wash away any dregs of strain with two smart system choices.



This neat stand alone unit regulates your sound system and FM radio tuner alike with a nifty touch pad.



The loudspeaker unit recesses neatly into the wall.




This control unit lets you play music from other portable music devices in more than one room.



The multi-zone control unit extends beyond the functions of the single-zone unit enabling intercom and remote child-monitoring.

**We understand what is music to your ears... and give them to you.**



Modular socket outlets and two gang support frames allows for customised solutions.



Socket with double function is made compatible with one gang boxes.

# complete it

A beauty inside out, the Mallia range has features conceived to make life a breeze. Innovation and modern style all compacted as one mechanism, completed with the ease of installation.

Measuring up in standards with a PSB Worldwide certification.



Insulated frame designed for safety.

Ultra low consumption LED ensures minimal discomfort on the eyes.

Flexible material with enhanced resilience for mounting on uneven surfaces



Slim design for larger wiring space in the box.



Electrical mechanisms neatly packaged to give way to large capacity terminals with access to screws from the top.

**Easy installation -  
all in a compact mechanism.**

# flaunt it

With a Mallia switch for every space and occasion, you can answer your needs and perfect your beautiful interior all at once. Switch to Mallia and start flaunting!



1 gang switch



4 gang switch



2 gang illuminated switch



3 gang illuminated switch



2 gangs switch with transparent rocker and label holder



Bell push button



Indicator for Do not disturb / Clean up and bell push button



Do not disturb / Clean up 2 gang switch

## Modular solution on demand.

We strive to meet your needs. We don't believe in compromising. Mallia offers a vast selection of wiring devices to cater for every project, and if you don't find what you want, our efficient made to order service will provide a solution for every situation.





Fan speed control



Rotary dimmer control and 2 way switch



Telephone socket



Telephone and data (RJ11 and RJ45) socket



TV female terminal socket



1 gang 45 A DP switch with LED indicator



1 gang (BS) socket outlet



Automatic switch



Single support with double RJ11 and RJ45.



Double gang support with RJ11 TV and FM socket.

**Mallia™**  
single pole switches



2810 00



2812 02



2810 10



2812 16

Conform to BS EN 60669 – 1  
Front plates material: Polycarbonate  
Supplied with 2 screws M 3.5 for BS boxes  
Dim.: 86.5 x 86.5 x 10.5 mm

Pack	Cat.Nos		Single pole switches 10 AX - 250 V	
	White		<b>Standard functions</b>	
10	2810 00	1 gang - 1 way		
10	2810 01	1 gang - 2 way		
4	2810 08	1 gang - intermediate		
10	2810 02	2 gang - 1 way		
10	2810 03	2 gang - 2 way		
10	2810 04	3 gang - 1 way		
10	2810 05	3 gang - 2 way		
10	2810 06	4 gang - 1 way <sup>(1)</sup>		
10	2810 07	4 gang - 2 way <sup>(1)</sup>		
	Silver	Champagne		
5	2812 00	2814 00		1 gang - 1 way
5	2812 01	2814 01		1 gang - 2 way
4	2812 08	2814 08		1 gang - intermediate
5	2812 02	2814 02		2 gang - 1 way
5	2812 03	2814 03		2 gang - 2 way
5	2812 04	2814 04		3 gang - 1 way
5	2812 05	2814 05		3 gang - 2 way
5	2812 06	2814 06		4 gang - 1 way <sup>(1)</sup>
5	2812 07	2814 07		4 gang - 2 way <sup>(1)</sup>

Pack	Cat.Nos		Single pole switches 10 AX - 250 V (continued)	
	White		<b>Illuminated functions</b> Transparent phosphorescent lens To be equipped with green or red LED according to the needs: indicator or locator (see p. 517) The LED is not supplied	
10	2810 10	1 gang - 1 way		
10	2810 11	1 gang - 2 way		
4	2810 09	1 gang - intermediate		
10	2810 12	2 gang - 1 way		
10	2810 13	2 gang - 2 way		
10	2810 14	3 gang - 1 way		
10	2810 15	3 gang - 2 way		
10	2810 16	4 gang - 1 way <sup>(1)</sup>		
10	2810 17	4 gang - 2 way <sup>(1)</sup>		
	Silver	Champagne		
5	2812 10	2814 10		1 gang - 1 way
5	2812 11	2814 11		1 gang - 2 way
4	2812 09	2814 09		1 gang - intermediate
5	2812 12	2814 12		2 gang - 1 way
5	2812 13	2814 13		2 gang - 2 way
5	2812 14	2814 14		3 gang - 1 way
5	2812 15	2814 15		3 gang - 2 way
5	2812 16	2814 16		4 gang - 1 way <sup>(1)</sup>
5	2812 17	2814 17		4 gang - 2 way <sup>(1)</sup>

(1) Compatible with metal boxes only  
For installation fold the lugs of the boxes

**NEW**

**Mallia™**  
push-buttons, single and double pole switches



2810 40



2812 50



2810 62

Conform to BS EN 60669 - 1. Front plates material : Polycarbonate. Supplied with 2 screws M 3.5 for BS boxes. Dim.: 86.5 x 86.5 x 10.5 mm

Pack	Cat.Nos	Color	Push-buttons 10 A - 250 V
10	2810 41	White	Push-button, N/O contact
10	2810 40	White	Push-button, N/O contact, with bell symbol
5	2812 41   2814 41	Silver   Champagne	Push-button, N/O contact
5	2812 40   2814 40	Silver   Champagne	Push-button, N/O contact, with bell symbol

Pack	Cat.Nos	Color	Single pole switches 20 AX - 250 V
10	2810 50	White	1 gang - 1 way
10	2810 51	White	1 gang - 2 way
4	2810 69	White	1 gang - intermediate
10	2810 52	White	2 gang - 1 way
10	2810 53	White	2 gang - 2 way
10	2810 54	White	3 gang - 1 way <sup>(1)</sup>
10	2810 55	White	3 gang - 2 way <sup>(1)</sup>
5	2812 50   2814 50	Silver   Champagne	1 gang - 1 way
5	2812 51   2814 51	Silver   Champagne	1 gang - 2 way
4	2812 69   2814 69	Silver   Champagne	1 gang - intermediate
5	2812 52   2814 52	Silver   Champagne	2 gang - 1 way
5	2812 53   2814 53	Silver   Champagne	2 gang - 2 way
5	2812 54   2814 54	Silver   Champagne	3 gang - 1 way <sup>(1)</sup>
5	2812 55   2814 55	Silver   Champagne	3 gang - 2 way <sup>(1)</sup>

Pack	Cat.Nos	Color	Double pole switches 20 AX - 250 V
10	2810 60	White	Equipped with earth link connector 1 gang - 1 way
10	2810 61	White	1 gang - 1 way, with LED power indicator
10	2810 62	White	1 gang - 1 way, with LED power indicator and "WATER HEATER" marking
10	2810 65	White	2 gang - 1 way, with LED power indicator
10	2810 66	White	1 gang - 1 way, with LED power indicator and cable outlet
10	2810 67	White	1 gang - 1 way, with LED power indicator and cable outlet "WATER HEATER" marking
5	2812 60   2814 60	Silver   Champagne	1 gang - 1 way
5	2812 61   2814 61	Silver   Champagne	1 gang - 1 way, with LED power indicator
5	2812 62   2814 62	Silver   Champagne	1 gang - 1 way, with LED power indicator and "WATER HEATER" marking
5	2812 65   2814 65	Silver   Champagne	2 gang - 1 way, with LED power indicator
5	2812 66   2814 66	Silver   Champagne	1 gang - 1 way, with LED power indicator and cable outlet
5	2812 67   2814 67	Silver   Champagne	1 gang - 1 way, with LED power indicator and cable outlet "WATER HEATER" marking

(1) Compatible with metal boxes only  
For installation fold the lugs of boxes

**Mallia™**  
double pole switches, dimmers, fan speed control



2814 72



2812 84



2814 90

Front plates material : Polycarbonate. Supplied with 2 screws M 3.5 for BS boxes. Dim.: 86.5 x 86.5 x 10.5 mm

**Double pole switches (continued)**

Pack	Cat.Nos	Description
	White	<b>45 A - 250 V</b> Conform to BS EN 60669 - 1
10	2810 71	1 gang - 1 way, with red indicator
10	2810 72	1 gang - 1 way, with red indicator with cooker marking
10	2810 73	2 gang - 1 way vertical switch, with red indicator
	Silver   Champagne	
5	2812 71   2814 71	1 gang - 1 way, with red indicator
5	2812 72   2814 72	1 gang - 1 way, with red indicator with cooker marking
5	2812 73   2814 73	2 gang - 1 way vertical switch, with red indicator
	White	<b>Cooker control unit</b> Conform to BS 4177
10	2810 75	45 A DP switch + 13 A switched socket outlet with red indicator
	Silver   Champagne	
5	2812 75   2814 75	45 A DP switch + 13 A switched socket outlet with red indicator

**Dimmers**

1	White	2810 80	60-500 W rotary control dimmer for incandescent and halogen lamps 230 V - 60-300 VA ELV halogen lamps with ferromagnetic transformer and compensator Cat.No 401 39 (p. 458)
1		2810 84	500 W rotary control dimmer + 2 way switch - for incandescent and halogen lamps 230 V
	Silver   Champagne		
1	2812 80   2814 80		60-500 W rotary control dimmer for incandescent and halogen lamps 230 V - 60-300 VA ELV halogen lamps with ferromagnetic transformer and compensator Cat.No 401 39 (p. 458)
1	2812 84   2814 84		500 W rotary control dimmer + 2 way switch - for incandescent and halogen lamps 230 V

**Fan speed control**

Pack	Cat.Nos	Description
	White	
1	2810 82	5 speed fan control 100 W for fan with overall diameter 48"
	Silver   Champagne	
1	2812 82   2814 82	5 speed fan control 100 W for fan with overall diameter 48"

**Automatic switch**

	White		Automatic switch with infrared movement detector Horizontal detection angle 180° Luminosity threshold: 43 to 1614 lux Detection range: max. 12 m Compatible load: 25 - 200 W for incandescent and halogen lamps 230 V Temporization: 20 s - 15 min
1	2810 90		Automatic switch
	Silver   Champagne		
1	2812 90   2814 90		Automatic switch

**Time delay switch**

	White		Adjustable time from 5 min to 12 h Maximum load : 500 W incandescent and halogen lamps 230 V - 250 W fluorescent lamps without capacitor
1	2810 91		Time delay switch
	Silver   Champagne		
1	2812 91   2814 91		Time delay switch

**Programmable switch**

	White		Power supply: 230 V - 50/60 Hz Maximum load : 2 300 W Weekly programme Capacity: max. 28 programmes Output: 1 changeover contact
1	2810 92		Programmable switch
	Silver   Champagne		
1	2812 92   2814 92		Programmable switch

**NEW**

# Mallia™

switches for hotels, telephone, data and television sockets



2810 48



2812 45



2815 60



2811 51

Front plates material : Polycarbonate  
 Supplied with 2 screws M 3.5 for BS boxes  
 Dim.: 86.5 x 86.5 x 10.5 mm

### Switches for hotels - 230 V~

Pack	Cat.Nos	Description
1	White 2810 48	Key card switch, time delay around 30 s
10	2810 45	Do not disturb / Clean up bell push-button
10	2810 46	Do not disturb / Clean up 2 gang switch
1	Silver   Champagne 2812 48   2814 48	Key card switch, time delay around 30 s
5	2812 45   2814 45	Do not disturb / Clean up bell push-button
5	2812 46   2814 46	Do not disturb / Clean up 2 gang switch

### Telephone sockets

Pack	Cat.Nos	Description
10	White 2811 60	1/4 turn, tool-less connector RJ 11 socket - 4 contacts
10	2811 63	Double RJ 11 socket - 4 contacts
5	Silver   Champagne 2813 60   2815 60	RJ 11 socket - 4 contacts
5	2813 63   2815 63	Double RJ 11 socket - 4 contacts

### Other telephone sockets

Pack	Cat.Nos	Description
10	White 2811 68   2511 69	BS master telephone socket BS secondary telephone socket
10	2811 70	2A - 3 pin socket
5	Silver   Champagne 2813 68   2815 68 2813 69   2815 69	BS master telephone socket BS secondary telephone socket
5	2813 70   2815 70	2A - 3 pin socket

### Data sockets

Pack	Cat.Nos	Description
10	White 2811 61	RJ 45 Cat 5e UTP
10	2811 62	RJ 45 Cat 6 UTP
10	2811 64	Double RJ 45 Cat 5e UTP
10	2811 65	Double RJ 45 Cat 6 UTP
5	Silver   Champagne 2813 61   2815 61 2813 62   2815 62	RJ 45 Cat 5e UTP RJ 45 Cat 6 UTP
5	2813 64   2815 64 2813 65   2815 65	Double RJ 45 Cat 5e UTP Double RJ 45 Cat 6 UTP

### Telephone & data sockets

Pack	Cat.Nos	Description
10	White 2811 66	RJ 11 + RJ 45 socket Cat 5e UTP
5	Silver   Champagne 2813 66   2815 66	RJ 11 + RJ 45 socket Cat 5e UTP

### Television sockets

Pack	Cat.Nos	Description
10	White 2811 51	TV female terminal socket
10	2811 52	TV female F type socket
10	2811 55	TV FM SCV outlet type F (2 gang)
10	2811 56	TV+FM socket
10	2811 57	TV+FM+SAT socket
5	Silver   Champagne 2813 51   2815 51 2813 52   2815 52	TV female terminal socket TV female F type socket
5	2813 55   2815 55	TV FM SCV outlet type F (2 gang)
5	2813 56   2815 56	TV+FM socket
5	2813 57   2815 57	TV+FM+SAT socket

**Mallia™**  
socket outlets



2811 10



2813 11



2811 28



2811 29

Front plates material : Polycarbonate  
Supplied with 2 screws M 3.5 for BS boxes  
Dim.: 86.5 x 86.5 x 10.5 mm

Pack	Cat.Nos	Socket outlets 13 A - 250 V
10	White 2811 10	Conform to BS 1363: Part 2 2P+ E British standard <b>Unswitched</b> 1 gang
5	2811 12	2 gang
5	Silver 2813 10   Champagne 2815 10	1 gang
5	2813 12   2815 12	2 gang
10	White 2811 11	<b>Single pole switched</b> 1 gang
10	2811 14	1 gang, with red power indicator
5	2811 13	2 gang
5	2811 15	2 gang, with red power indicator
5	Silver 2813 11   Champagne 2815 11	1 gang
5	2813 14   2815 14	1 gang, with red power indicator
5	2813 13   2815 13	2 gang
5	2813 15   2815 15	2 gang, with red power indicator

Pack	Cat.Nos	Socket outlets 15 A - 250 V
10	White 2811 27	Conform to BS 546 British standard 1 gang
10	2811 28	1 gang, switched
10	2811 29	1 gang, switched, with red LED power indicator
5	Silver 2813 27   Champagne 2815 27	1 gang
5	2813 28   2815 28	1 gang, switched
5	2813 29   2815 29	1 gang, switched, with red LED power indicator

Pack	Cat.Nos	Socket outlets 5 A - 250 V
10	White 2811 31	Conform to BS 546 British standard 1 gang
10	2811 32	1 gang, switched
5	Silver 2813 31   Champagne 2815 31	1 gang
5	2813 32   2815 32	1 gang, switched

**NEW**

# Mallia™

international standard socket outlets, modular mechanisms for socket outlets



2811 00



2813 02




2815 25

Front plates material : Polycarbonate. Supplied with 2 screws M 3.5 for BS boxes. Dim.: 86.5 x 86.5 x 10.5 mm

Pack	Cat.Nos	International standard socket outlets	Pack	Cat.Nos	Socket outlets modular mechanisms
10	White 2811 00	<b>Euro-US 10/16 A - 250 V</b> 2P - 1 gang	5	White 2818 55	To be equipped with support frame and plates below <b>British standard - 13 A 250 V~</b> 1 gang
10	2811 01	2P - 1 gang + 10 A switch	5	2818 58	1 gang, switched
10	2811 02	2P - 2 gang	5	Silver   Champagne 2818 56   2818 57	1 gang
10	2811 03	2P+E - 1 gang	5	2818 59   2818 60	1 gang, switched
10	2811 04	2P+E - 2 gang	8	White 2818 47	<b>Euro - US</b> 2P+E - 1 gang
5	Silver   Champagne 2813 00   2815 00	2P - 1 gang	8	Silver   Champagne 2818 48   2818 49	2P+E - 1 gang
5	2813 01   2815 01	2P - 1 gang + 10 A switch	5	White 2818 50	<b>German standard</b> 2P+E - 1 gang
5	2813 02   2815 02	2P - 2 gang	5	Silver   Champagne 2818 51   2818 52	2P+E - 1 gang
5	2813 03   2815 03	2P+E - 1 gang	5	White 2819 30	<b>Support frame and front plates for modular mechanism socket outlets</b> Fixing screws supplied 2 gang
5	2813 04   2815 04	2P+E - 2 gang	5	Silver   Champagne 2819 31   2819 32	2 gang
10	White 2811 25	<b>German standard 16 A 250 V</b> 1 gang			
5	Silver   Champagne 2813 25   2815 25	1 gang			

# Mallia™

fused connection units, cable outlets, shaver sockets, accessories



Material : Polycarbonate. Supplied with 2 screws M 3.5 for BS boxes. Dim.: 86.5 x 86.5 x 10.5 mm

### 13 A fused connection units

Pack	Cat.Nos	Other functions
10	White 2811 40	Conform to BS 1363: Part 4 Unswitched
10	2811 41	Switched
10	2811 42	Switched with red LED power indicator
5	Silver   Champagne 2813 40   2815 40	Unswitched
5	2813 41   2815 41	Switched
5	2813 42   2815 42	Switched with red LED power indicator

### Cable outlets

10	White 2811 47	Conform to BS 5733 20 A
5	2811 48	45 A
5	Silver   Champagne 2813 47   2815 47	20 A
5	2813 48   2815 48	45 A

### Shaver sockets

1	White 2811 35	240 V / 120 V - 50/60 Hz
1	Silver   Champagne 2813 35   2815 35	240 V / 120 V - 50/60 Hz

### Other functions

Pack	Cat.Nos	Other functions
10	White 2810 97	<b>Downlighter</b> Low output downlighter 230 V~, with LED
5	Silver   Champagne 2812 97   2814 97	Low output downlighter 230 V~, with LED
10	White 2811 90	<b>Blanking plates</b> 1 gang
10	2811 91	2 gang
10	Silver   Champagne 2813 90   2815 90	1 gang
5	2813 91   2815 91	2 gang

### Accessories

5	2818 95	<b>Transparent rocker with label holders for switches</b> Can be used instead of the standard rocker plates. Supplied with white labels 1 gang
5	2818 96	2 gang
5	2818 97	3 gang
10	2819 97	<b>Lamps</b> LED 220 V, green low consumption - locator
10	2819 98	LED 220 V, red - high luminosity - indicator



**NEW**

# Mallia™

sound distribution system, plates, surface mounting boxes



2811 82



2811 84



2811 85



2819 01

Supplied with 2 screws M 3.5 for BS boxes  
Dim.: 86.5 x 86.5 x 10.5 mm

Pack	Cat.Nos	Sound distribution system
1	White 2811 80	<b>Stand alone system for 1 single room</b> Kit containing 1 mobile power supply, 1 tuner and 2 speakers
1	Silver 2813 80   Champagne 2815 80	Kit containing 1 mobile power supply, 1 tuner and 2 speakers
1	White 2811 81	<b>Configurable system for several rooms</b> Modular power supply 230 V / 15 V - 15 W, 5 modules
1	2811 82	Central unit
1	2811 83	Local control unit with LCD display, child surveillance and intercommunication
1	2811 84	FM tuner with local control unit
1	2811 85	Loudspeaker
1	Silver 2813 82   Champagne 2815 82	Central unit
1	2813 83   2815 83	Local control unit with LCD display, child surveillance and intercommunication
1	2813 84   2815 84	FM tuner with local control unit
1	2813 85   2815 85	Loudspeaker

Pack	Cat.Nos	Plates
10	White 2819 00	1 gang
5	2819 01	2 x 1 gang
10	2819 03	Surrounding frame 1 gang
10	2819 04	Surrounding frame 2 x 1 gang
10	Silver 2819 05   Champagne 2819 10	1 gang
5	2819 06   2819 11	2 x 1 gang
10	2819 08   2819 13	Surrounding frame 1 gang
10	2819 09   2819 14	Surrounding frame 2 x 1 gang

Pack	Cat.Nos	Surface mounting boxes
8	White 2819 88	1 gang: 86 x 86 mm
4	2819 89	2 gang: 86 x 146 mm

Available  
September 2007

# Mallia™ selection chart

		WHITE	SILVER	CHAMPAGNE			WHITE	SILVER	CHAMPAGNE	
<b>SINGLE POLE SWITCHES 10 AX - 250 V~ STANDARD FUNCTIONS</b>					<b>COOKER CONTROL UNIT</b>					
1 gang - 1 way		2810 00	2812 00	2814 00	45 A DP switch + 13 A switched socket outlet with red indicator		2810 75	2812 75	2814 75	
1 gang - 2 way		2810 01	2812 01	2814 01	<b>DIMMERS</b>					
1 gang - intermediate		2810 08	2812 08	2814 08	60-500 W rotary control dimmer for incandescent and halogen lamps 230 V~ 60-300 V~ ELV halogen lamps with ferromagnetic transformer and compensator		2810 80	2812 80	2814 80	
2 gang - 1 way		2810 02	2812 02	2814 02	<b>FAN SPEED CONTROL</b>					
2 gang - 2 way		2810 03	2812 03	2814 03	5 speed fan control 100 W for fan with overall diameter 48"		2810 82	2812 82	2814 82	
3 gang - 1 way		2810 04	2812 04	2814 04	<b>AUTOMATIC SWITCH</b>					
3 gang - 2 way		2810 05	2812 05	2814 05	Automatic Switch with infrared movement detector		2810 90	2812 90	2814 90	
4 gang - 1 way <sup>(1)</sup>		2810 06	2812 06	2814 06	<b>TIME DELAY SWITCH</b>					
4 gang - 2 way <sup>(1)</sup>		2810 07	2812 07	2814 07	Time delay switch with adjustable time		2810 91	2812 91	2814 91	
<b>SINGLE POLE SWITCHES 10 AX - 250 V~ ILLUMINATED FUNCTIONS</b>					<b>PROGRAMMABLE SWITCH</b>					
1 gang - 1 way		2810 10	2812 10	2814 10	Programmable switch - weekly programme		2810 92	2812 92	2814 92	
1 gang - 2 way		2810 11	2812 11	2814 11	<b>SWITCHES FOR HOTELS - 230 V~</b>					
1 gang - intermediate		2810 09	2812 09	2814 09	Key card switch, time delay around 30s		2810 48	2812 48	2814 48	
2 gang - 1 way		2810 12	2812 12	2814 12	Do not disturb / Clean up Bell push-button		2810 45	2812 45	2814 45	
2 gang - 2 way		2810 13	2812 13	2814 13	Do not disturb / Clean up 2 gang switch		2810 46	2812 46	2814 46	
3 gang - 1 way		2810 14	2812 14	2814 14	<b>TELEPHONE SOCKETS</b>					
3 gang - 2 way		2810 15	2812 15	2814 15	RJ 11 socket - 4 contacts		2811 60	2813 60	2815 60	
4 gang - 1 way <sup>(1)</sup>		2810 16	2812 16	2814 16	Double RJ 11 socket - 4 contacts		2811 63	2813 63	2815 63	
4 gang - 2 way <sup>(1)</sup>		2810 17	2812 17	2814 17	<b>OTHER TELEPHONE SOCKETS</b>					
<b>PUSH BUTTONS 10 A - 250 V~</b>					BS master telephone socket		2811 68	2813 68	2815 68	
Push - button N/O contact		2810 41	2812 41	2814 41	BS secondary telephone socket		2811 69	2813 69	2815 69	
Push button N/O contact with bell symbol		2810 40	2812 40	2814 40	2A - 3 pin socket		2811 70	2813 70	2815 70	
<b>SINGLE POLE SWITCHES 20 AX - 250 V~</b>					<b>DATA SOCKETS</b>					
1 gang - 1 way		2810 50	2812 50	2814 50	RJ 45 Cat 5e UTP		2811 61	2813 61	2815 61	
1 gang - 2 way		2810 51	2812 51	2814 51	RJ 45 Cat 6 UTP		2811 62	2813 62	2815 62	
1 gang - intermediate		2810 69	2812 69	2814 69	Double RJ 45 Cat 5e UTP		2811 64	2813 64	2815 64	
2 gang - 1 way		2810 52	2812 52	2814 52	Double RJ 45 Cat 6 UTP		2811 65	2813 65	2815 65	
2 gang - 2 way		2810 53	2812 53	2814 53	<b>TELEPHONE &amp; DATA SOCKETS</b>					
3 gang - 1 way <sup>(1)</sup>		2810 54	2812 54	2814 54	RJ 11 + RJ 45 socket Cat 5e UTP		2811 66	2813 66	2815 66	
3 gang - 2 way <sup>(1)</sup>		2810 55	2812 55	2814 55	<b>DOUBLE POLE SWITCHES 20 AX - 250 V~</b>					
1 gang - 1 way			2810 60	2812 60	2814 60	<b>DOUBLE POLE SWITCHES 45 A - 250 V~</b>				
1 gang - 1 way, with LED power indicator			2810 61	2812 61	2814 61	1 gang - 1 way, with red indicator		2810 71	2812 71	2814 71
1 gang - 1 way, with LED power indicator and "WATER HEATER" marking			2810 62	2812 62	2814 62	1 gang - 1 way, with red indicator with cooker marking		2810 72	2812 72	2814 72
2 gang - 1 way, with LED power indicator	2810 65		2812 65	2814 65	2 gang - 1 way, with vertical switch, with red indicator	2810 73		2812 73	2814 73	
1 gang - 1 way, with LED power indicator and cable outlet	2810 66		2812 66	2814 66	<b>DOUBLE POLE SWITCHES 45 A - 250 V~</b>					
1 gang - 1 way, with LED power indicator and cable outlet "WATER HEATER" marking	2810 67		2812 67	2814 67	<b>DOUBLE POLE SWITCHES 45 A - 250 V~</b>					

<sup>(1)</sup> Compatible with metal boxes only  
For installation fold the lugs of the boxes

# Mallia™ selection chart

		WHITE	SILVER	CHAMPAGNE		WHITE	SILVER	CHAMPAGNE		
<b>TELEVISION SOCKETS</b>										
TV female terminal socket		2811 51	2813 51	2815 51		2811 47	2813 47	2815 47		
TV female F type socket		2811 52	2813 52	2815 52		2811 48	2813 48	2815 48		
TV-FM SCV outlet type F (2 gang)		2811 55	2813 55	2815 55		<b>SHAVER SOCKETS</b>				
TV+FM socket		2811 56	2813 56	2815 56		240 V / 120 V $\sim$ - 50/60 Hz		2811 35	2813 35	2815 35
TV+FM+SAT socket		2811 57	2813 57	2815 57		<b>OTHER FUNCTIONS - DOWNLIGHTER</b>				
<b>SOCKET OUTLETS 13 A - 250 V<math>\sim</math> UNSWITCHED</b>										
1 gang		2811 10	2813 10	2815 10	Low output		2810 97	2812 97	2814 97	
2 gang		2811 12	2813 12	2815 12	downlighter 230 V $\sim$ , with LED		2810 97	2812 97	2814 97	
<b>SOCKET OUTLETS 13 A - 250 V<math>\sim</math> SINGLE POLE SWITCHED</b>										
1 gang		2811 11	2813 11	2815 11	<b>OTHER FUNCTIONS - BLANKING PLATES</b>					
1 gang, with red power indicator		2811 14	2813 14	2815 14	1 gang		2811 90	2813 90	2815 90	
2 gang		2811 13	2813 13	2815 13	2 gang		2811 91	2813 91	2815 91	
2 gang, with red power indicator		2811 15	2813 15	2815 15	<b>SOUND DISTRIBUTION SYSTEM - STAND ALONE SYSTEM FOR 1 SINGLE ROOM</b>					
<b>SOCKET OUTLETS 15 A - 250 V<math>\sim</math></b>										
1 gang		2811 27	2813 27	2815 27	Kit containing 1 mobile power supply, 1 tuner and 2 speakers		2811 80	2813 80	2815 80	
1 gang, switched		2811 28	2813 28	2815 28	<b>SOUND DISTRIBUTION SYSTEM - CONFIGURABLE SYSTEM FOR SEVERAL ROOMS</b>					
1 gang, switched, with red LED power indicator		2811 29	2813 29	2815 29	Modular power supply 230 V / 15V $\sim$ - 15 W, 5 modules			2811 81		
<b>SOCKET OUTLETS 5 A - 250 V<math>\sim</math></b>										
1 gang		2811 31	2813 31	2815 31	Central unit	2811 82		2813 82	2815 82	
1 gang, switched		2811 32	2813 32	2815 32	Local control unit with LCD display, and child surveillance and intercommunication	2811 83		2813 83	2815 83	
<b>INTERNATIONAL STANDARD SOCKET OUTLETS EURO - US 10/16 A - 250 V<math>\sim</math></b>										
2P - 1 gang		2811 00	2813 00	2815 00	FM tuner with local control unit	2811 84	2813 84	2815 84		
2P - 1 gang + 10A switch		2811 01	2813 01	2815 01	Loudspeaker	2811 85	2813 85	2815 85		
2P - 2 gang		2811 02	2813 02	2815 02	<b>PLATES</b>					
2P+E - 1 gang		2811 03	2813 03	2815 03	1 gang		2819 00	2819 05	2819 10	
2P+E - 2 gang		2811 04	2813 04	2815 04	2 x 1 gang		2819 01	2819 06	2819 11	
<b>INTERNATIONAL STANDARD SOCKET OUTLETS GERMAN STANDARD 16 A - 250 V<math>\sim</math></b>										
1 gang		2811 25	2813 25	2815 25	Surrounding frame gang		2819 03	2819 08	2819 13	
<b>SOCKET OUTLETS MODULAR MECHANISM BRITISH STANDARD 13 A - 250 V<math>\sim</math></b>										
1 gang		2818 55	2818 56	2818 57	Surrounding frame gang 2 x 1 gang	2819 04	2819 09	2819 14		
1 gang, switched		2818 58	2818 59	2818 60	<b>SURFACE MOUNTING BOXES</b>					
<b>SOCKET OUTLETS MODULAR MECHANISM EURO - US</b>										
2P+E - 1 gang		2818 47	2818 48	2818 49	1 gang: 86mm x 86mm		2819 88			
<b>SOCKET OUTLETS MODULAR MECHANISM GERMAN STANDARD</b>										
2P+E - 1 gang		2818 50	2818 51	2818 52	2 gang: 86mm x 146mm	2819 89				
<b>SUPPORT FRAME AND FRONT PLATES FOR MODULAR MECHANISM SOCKETS OUTLETS</b>										
2 gang		2819 30	2819 31	2819 32	<b>ACCESSORIES - TRANSPARENT ROCKER WITH LABEL HOLDERS FOR SWITCHES</b>					
<b>13 A FUSED CONNECTION UNITS</b>										
Unswitched		2811 40	2813 40	2815 40	1 gang		2818 95			
Switched		2811 41	2813 41	2815 41	2 gang		2818 96			
Switched with red LED power indicator		2811 42	2813 42	2815 42	3 gang		2818 97			
<b>CABLE OUTLETS</b>										
20 A		2811 47	2813 47	2815 47	<b>ACCESSORIES - LAMPS</b>					
45 A		2811 48	2813 48	2815 48	LED 220 V, green low consumption - locator		2819 97			